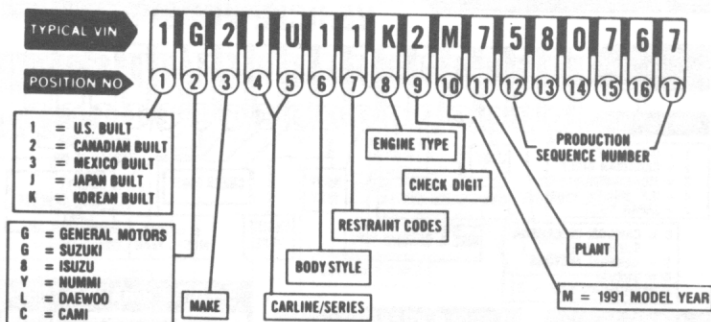


GM

Customer
Sales & Service

1991 PASSENGER CAR VIN SYSTEM



3 MAKE

- 1 - CHEVROLET 4 - BUICK 6 - CADILLAC
2 - PONTIAC 5 - PONTIAC 7 - GM OF CANADA
3 - OLDSMOBILE INCOMPLETE 8 - SATURN

4-5 CARLINE/SERIES

CHEVROLET		N/K - CUTLASS CALAIS INTERNATIONAL SERIES
B/L - CAPRICE		N/L - CUTLASS CALAIS
B/M - CAPRICE CLASSIC		N/T - CUTLASS CALAIS SL
F/P - CAMARO SPORT COUPE & CONV.		W/R - CUTLASS SUPREME
J/C - CAVALIER & CONV.		W/R - CUTLASS SUPREME INTERNATIONAL SERIES
J/F - CAVALIER Z24		W/S - CUTLASS SUPREME SL
L/T - CORSICA LT		W/T - CUTLASS SUPREME CONV.
L/V - BERETTA		
L/W - BERETTA GT		
L/Z - BERETTA GTZ		
M/R - GEO METRO		BUICK
M/S - GEO METRO XFI & CONV.		A/H - CENTURY CUSTOM
M/T* - SPRINT		A/L - CENTURY LIMITED
R/F - GEO STORM		B/B - COACHBUILDER WAGON
(Series 15 & 77)		B/R - ROADMASTER ESTATE WAGON
R/T - GEO STORM GSi		C/U - PARK AVENUE-ULTRA
S/K - GEO PRIZM		C/W - PARK AVENUE
S/L - GEO PRIZM GSi		E/C - REATA
W/L - LUMINA		E/Z - RIVIERA
W/N - LUMINA EURO		H/P - LE SABRE CUSTOM
W/P - LUMINA Z34		H/R - LE SABRE LIMITED
Y/Y - CORVETTE		N/C - SKYLARKCUSTOM (4-DR)
Y/Z - CORVETTE ZR1		N/D - SKYLARK LUXURY (4-DR)
		N/J - SKYLARKCUSTOM (2-DR)
		N/M - SKYLARK GRAND SPORT (2-DR)
PONTIAC		N/V - SKYLARK
A/F - 6000 LE		N/W - REGAL CUSTOM
A/J - 6000 SE		N/D - REGAL LIMITED
F/S - FIREBIRD		
F/W - FIREBIRD TRANS AM		CADILLAC
H/X - BONNEVILLE LE		C/B - FLEETWOOD
H/Y - BONNEVILLE SSE		C/D - DEVILLE
H/Z - BONNEVILLE SE		C/G - FLEETWOOD SIXTY SPECIAL
J/B - SUNBIRD LE		C/Z - COMMERCIAL CHASSIS
J/C - SUNBIRD		D/W - BROUGHAM
J/D - SUNBIRD SE		E/L - ELDERADO
J/U - SUNBIRD GT		K/S - SEVILLE
M/R - FIREFLY		K/Y - SEVILLE TOURING SEDAN
N/G - GRAND AM		V/R - ALLANTE (CONV. HARDTOP)
N/E - GRAND AM LE		V/S - ALLANTE (CONV.)
N/W - GRAND AM SE		
T/N - LEMANS LE		GM OF CANADA
T/X - LEMANS AERO COUPE		L/T - TEMPEST
W/H - GRAND PRIX LE		M/R - FIREFLY LE TURBO
W/J - GRAND PRIX SE		M/T - FIREFLY
W/P - GRAND PRIX GT		R/T - STYLUS (4-DR)
W/T - GRAND PRIX STE		R/T - IMPULSE (2-DR)
		T/N - OPTIMA LS
OLDSMOBILE		T/S - OPTIMA GSi
A/J - CUTLASS CIERA S & CUTLASS CRUISER S WAGON		T/X - OPTIMA
A/L - CUTLASS CIERA		
A/M - CUTLASS CIERA SL & CUTLASS CRUISER SL WAGON		SATURN
B/P - CUSTOM CRUISER WAGON		Z/B - SC (2-DR)
C/V - TOURING SEDAN		- SL1 (4-DR)
C/W - NINETY EIGHT REGENCY ELITE		Z/D - SL2
E/V - TORONADO TROFEO		Z/F - SL1
E/Z - TORONADO		Z/G - SC (2-DR)
H/M - EIGHTY EIGHT ROYALE		- SL1 (4 DR)
H/Y - EIGHTY EIGHT ROYALE BROUGHAM		Z/H - SC (2-DR)
N/F - CUTLASS CALAIS S		- SL1 (4 DR)
		Z/J - SL2
		Z/K - SL2

6 BODY STYLE

- 1 TWO-DOOR COUPE/SEDAN
(GM STYLES: 11, 27, 37, 47, 57, 97)
- 2 TWO-DOOR HATCHBACK/LIFTBACK
(GM STYLES: 07, 08, 77, 87)
- 3 TWO-DOOR CONVERTIBLE
(GM STYLE: 67)
- 4 TWO-DOOR STATION WAGON
(GM STYLE: 15)
- 5 FOUR-DOOR SEDAN
(GM STYLES: 19, 69)
- 6 FOUR-DOOR HATCHBACK/LIFTBACK
(GM STYLE: 68)
- 8 FOUR-DOOR STATION WAGON
(GM STYLE: 35)

7 RESTRAINT CODES

- 1 ACTIVE (MANUAL) BELTS
- 3 ACTIVE (MANUAL) BELTS W/DRIVER
INFLATABLE RESTRAINT SYSTEM
- 4 PASSIVE (AUTOMATIC) BELTS

8 ENGINE TYPE

CODE	ENG. OPT.	DISP.	CYL.	FUEL SYSTEM	DIV. USAGE	PROD. IN*
A	LG0	2.3L	L4	FI	1,2,3	U
B	L26	4.9L	V8	FI	6	U
C	LN3	3.8L	V6	FI	2,3,4	U
D	LD2	2.3L	L4	FI	2,3,4	U
E	LQ3	5.0L	V8	FI	1,2,3,4,6	U,C
F	LB9	5.0L	V8	FI	1,2	U
G	LM3	2.2L	L4	FI	1	U
J	LT5	5.7L	V8	FI	1	U
K	LT2	2.0L	L4	FI	2,7	B
L	L27	3.8L	V6	FI	3,4	U
N	LG7	3.3L	V6	FI	3,4	U
R	LR8	2.5L	L4	FI	1,2,3,4	U
T	LHO	3.1L	V6	FI	1,2,3,4	M,C
U	L68	2.5L	L4	FI	2,3,4	U
X	LQ1	3.4L	V6	FI	1,2,3	U
2	LS3	1.0L	L3	FI	7	J
5	LW0	1.6L	L4	FI	1,7	J
6	L73	1.6L	L4	FI	2,7	K
6	LP2	1.0L	L3	FI	1,7	J
6	LO1	1.6L	L4	FI	1,7	J
7	LO5	1.9L	L4	FI	8	U
7	LL0	5.7L	V8	FI	1,6	U,C
8	LQ6	4.5L	V8	FI	6	U
8	L98	5.7L	V8	FI	1,2	U
8	LV4	1.6L	L4	FI	7	J
9	LK0	1.9L	L4	FI	8	U

*LEGEND

U = U.S. K = KOREA
C = CANADA J = JAPAN
M = MEXICO B = BRAZIL

11 PLANT

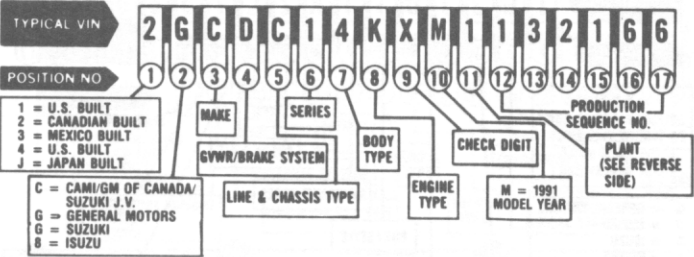
A LAKEWOOD	GA	F FLINT (T&B)	MI	U HAMTRAMCK	MI	8 PONTIAC (T&B)	MI	5 BOWLING GREEN	KY
B LANSGING (GM33)	MI	W FLINT	MI	V PONTIAC (T&B)	MI	1 WENTZVILLE	MO	6 INGERSOLL	OK
B BALTIMORE (T&B)	MD	J JANEVILLE (T&B)	WI	W WILLOW RUN	MI	1 OSHAWA #2	ON	6 OKLAHOMA CITY	OK
B PUPYONG	KOR	J JANEVILLE	WI	W IWATA	JAP	2 MORANE (T&B)	OH	7 LORDSTOWN	OH
C LANSGING	MI	K KOSAI	JAP	Y WILMINGTON	DE	2 STE THERESE	PO	7 LORDSTOWN (T&B)	OH
D DORAVILLE	GA	L VAN NUYS	CA	Z FREMONT	CA	3 DETROIT (T&B)	MI	7 FUJISAWA	JAP
E LINDEN	NJ	M LANSGING (A)	MI	Z SPRING HILL	TN	3 KAWASAKI	JAP	8 SHREVEPORT (T&B)	LA
E PONTIAC (T&B)	MI	R ARLINGTON	TX			4 ORION	MI	9 OSHAWA #1	ON
F FAIRFAX II	KS	S RAMOS ARIZPE	MEX			4 SCARBOROUGH	ON		
		T TARRYTOWN (T&B)	NY						

The information shown is correct at time of printing, but may be changed during model year.

GM

Customer Sales & Service

1991 LIGHT DUTY TRUCK, MULTIPURPOSE PASSENGER VEHICLE AND INCOMPLETE VEHICLE VIN SYSTEM



3 MAKE

A - CHEV BUS*
B - CHEV INCOMPLETE
C - CHEV TRUCK
D - GMC INCOMPLETE
E - CADILLAC INCOMPLETE
H - OLDSMOBILE APV
T - GMC TRUCK
J - GMC BUS*
K - GMC MPV
L - BUICK INCOMPLETE
N - CHEV APV
M - PONTIAC APV
Y - PONTIAC TRUCK

*VAN WITH 4TH SEAT

4 GVWR/BRAKE SYSTEM

CODE	GVWR RANGE (IN POUNDS)	BRAKE SYSTEM
B	3001-4000	HYD
C	4001-5000	HYD
B*	5001-6000	HYD
E	6001-7000	HYD
F	7001-8000	HYD
G	8001-9000	HYD
N	9001-10000	HYD
J	10001-14000	HYD
K	14001-16000	HYD

*CADILLAC & BUICK COMMERCIAL BODY/CHASSIS

5 LINE & CHASSIS TYPE

B - SPECIAL BODY (BUICK) 4 x 2
C - CONVENTIONAL CAB GMT400 4 x 2
D - MILITARY TRUCK 4 x 4
E - COMPACT CAB 4 x 2
G - VAN** 4 x 2
H - CHASSIS CUTAWAY 4 x 2
J - COMPACT CAB 4 x 4
K - CONVENTIONAL CAB GMT400 4 x 4
L - SMALL VAN** 4 x 2
M - SMALL VAN** 4 x 2
P - FORWARD CONTROL 4 x 2
R - CONVENTIONAL CAB* 4 x 2
S - SMALL CONVENTIONAL CAB* 4 x 2
T - SMALL CONVENTIONAL CAB* 4 x 4
U - ALL PURPOSE VEHICLE 4 x 2
V - CONVENTIONAL CAB* 4 x 4
Z - SPECIAL BODY (CADILLAC) 4 x 2

*INCLUDING BLAZER, JIMMY AND SUBURBAN
**CHEVY VAN, SPORT VAN, AND ASTRO
GMC VANDURA, RALLY AND SAFARI

6 SERIES

1 - 1/2 TON
2 - 3/4 TON
3 - 1 TON
9 - CADILLAC & BUICK COMMERCIAL BODY/CHASSIS
0 - ALL PURPOSE VEHICLE

7 BODY TYPE

0 - CHASSIS ONLY
0 - CADILLAC & BUICK COMMERCIAL BODY/CHASSIS
1 - HI-CUBE AND CUTAWAY VAN*

2 - FORWARD CONTROL
3 - FOUR DOOR CAB/UTILITY
4 - TWO DOOR
5 - VAN
6 - ALL PURPOSE VEHICLE
6 - SUBURBAN

*GMC MAGNAVAN AND CHOPPED VAN

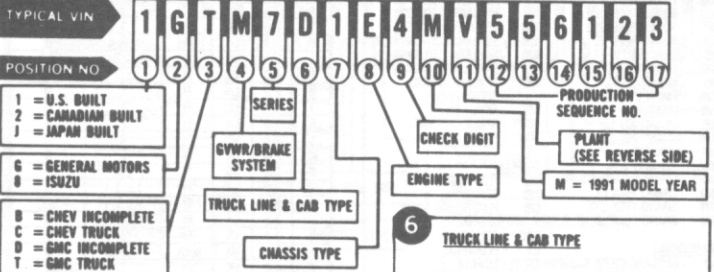
7 - MOTOR HOME CHASSIS
8 - UTILITY TWO-DOOR
9 - EXTENDED CAB/VAN

8 ENGINE TYPE

CODE	A	B	C, J	D	E	H	K	L	M	N	R	U	Z	3
DISPL. (L)	2.5	4.3	6.2	3.1	2.5	5.0	5.7	3.9	3.9	7.4	2.8	1.6	4.3	4.5
CYLINDERS	L4	V6	V8	V6	L4	V8	V8	L4 (T)	L4 (TA)	V8	V6	L4	V6	V8
FUEL SYSTEM	FI	FI	DIESEL	FI	FI	FI	FI	DIESEL	DIESEL	FI	FI	FI	FI	FI
DIV. USAGE	C, T	C, T	C, T	C, 1, 2, 3	C, T	C, T	C, T	C, T	C, T	C, T	C, T	C	C, T	6
PRODUCED IN*	U	U	U	U	U	U	C, U	U	U	U	U	U	C, M	J

*LEGEND: U = U.S., C = CANADA, M = MEXICO, J = JAPAN

1991 MEDIUM DUTY TRUCK AND INCOMPLETE VEHICLE VIN SYSTEM



4 GVWR/BRAKE SYSTEM

CODE	GVWR RANGE (IN POUNDS)	BRAKE SYST
A	9,001-10,000	HYD
B	10,001-14,000	HYD
C	14,001-16,000	HYD
D	14,001-16,000	AIR
E	16,001-19,500	HYD
F	16,001-19,500	AIR
G	19,501-23,500	HYD
H	19,501-23,500	AIR
J	23,501-26,000	HYD
K	23,501-26,000	AIR
L	26,001-33,000	HYD
M	26,001-33,000	AIR
N	33,001-40,500	HYD
P	33,001-40,500	AIR
R	40,501-48,500	HYD
S	40,501-48,500	AIR
T	48,501-58,000	AIR
X	GLIDER KIT	-

5 SERIES

4 - 4500 SERIES MED DUTY
5 - 5000 SERIES MED DUTY
6 - 6000 SERIES MED DUTY
7 - 7000 SERIES MED DUTY

6 TRUCK LINE & CAB TYPE

A - 76.2" BBC TILT STEEL MEDIUM
B - 67.2" BBC TILT STEEL MEDIUM
H - 104" BBC CONV. MEDIUM
P - BUS CHASSIS (FLAT BACK COWL)
P - CHASSIS ONLY
S - CHASSIS ONLY (W/O FLAT BACK COWL)
S - CHASSIS ONLY (NO CAB)
T - BUS CHASSIS (NO CAB)

BBC = BUMPER TO BACK OF CAB

7 CHASSIS TYPE

0 - GLIDER KIT
1 - 4 X 2
4 - 6 X 4

8 ENGINE TYPE

F	GM 8.2N DIESEL	P	GM 6.0L FI V8 GASOLINE
G	GM 8.2T DIESEL	S	ISUZU 8.4L 6SA1-T
H	ISUZU 3.9L 48D1 DIESEL	U	ISUZU 6BG1 DIESEL
J	CAT 6.6L 3116 DIESEL	V	ONAN L634T-A
M	GM 7.0L V8 TBI	X	GLIDER KIT LESS ENGINE
N	ISUZU 5.8L 6BD1-T DIESEL	Z	GM 4.3L FI V6 GASOLINE