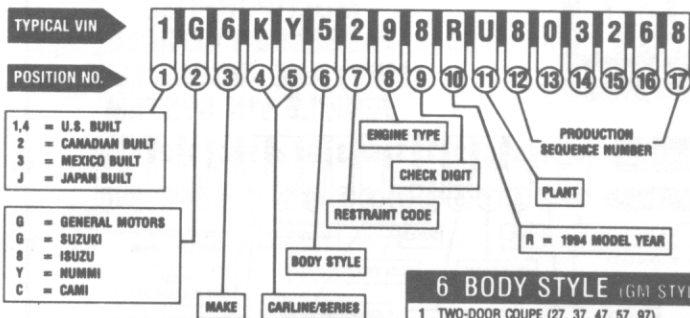


GM

1994 PASSENGER CAR VIN SYSTEM



3 MAKE

- | | | |
|----------------|------------------|------------------|
| 1 - CHEVROLET | 5 - PONTIAC | 8 - CADILLAC |
| 2 - PONTIAC | INCOMPLETE (1G5) | 7 - GM OF CANADA |
| 3 - OLDSMOBILE | MEXICO | 8 - SATURN |
| 4 - BUICK | DOMESTIC (3G5) | |

4-5 CARLINE/SERIES

CHEVROLET	BUICK
B/B - COMMERCIAL CHASSIS	A/B - CENTURY SPECIAL & WAGON
B/L - CAPRICE CLASSIC & CLASSIC WAGON	A/H - CENTURY CUSTOM
B/N - CAPRICE CLASSIC LS	B/B - COACHBUILDER WAGON
F/P - CAMARO SPORT COUPE & CONV.	B/N - ROADMASTER
J/C - CAVALIER, CONV. & WAGON	B/R - ROADMASTER ESTATE WAGON
J/F - CAVALIER Z24 & CONV.	B/T - ROADMASTER LIMITED
L/D - CORSICA	C/U - PARK AVENUE-ULTRA
L/V - BERETTA	C/W - PARK AVENUE
L/W - BERETTA Z26	M/P - LE SABRE CUSTOM
M/R - GEO METRO & METRO LSI & METRO GSI (Canada Only)	M/R - LE SABRE LIMITED
M/S - GEO METRO XFI	M/J - SKYLARK LIMITED
S/K - GEO PRIZM	M/M - SKYLARK GRAN SPORT
W/L - LUMINA (Sedan)	M/V - SKYLARK CUSTOM
W/M - LUMINA (Coupe)	W/B - REGAL CUSTOM
W/N - LUMINA EURO	W/D - REGAL LIMITED
W/P - LUMINA Z34	W/F - REGAL GRAN SPORT
Y/Y - CORVETTE & CONV.	CADILLAC
Y/Z - CORVETTE ZR1	D/H - COMMERCIAL CHASSIS (RWD)
PONTIAC	D/W - FLEETWOOD
F/S - FIREBIRD	E/L - ELDORADO
F/V - FORMULA & CONV. TRANS AM	E/T - ELDORADO TOURING
H/X - BONNEVILLE SE	I/D - DEVILLE
H/Z - BONNEVILLE SSE	K/F - CONCOURS
J/B - SUNBIRD LE & CONV.	K/S - SEVILLE (SLs)
J/L - SUNBIRD SE	K/Y - SEVILLE (STs)
M/E - GRAND AM SE	SATURN
M/W - GRAND AM GT	Z/E - SC1 COUPE
W/J - GRAND PRIX SE	Z/F - SC1 COUPE
OLDSMOBILE	Z/G - SL SEDAN
A/B - CUTLASS CIERA S	Z/H - SC2 COUPE
A/J - CUTLASS CIERA S WAGON	Z/N - SW1 WAGON
C/W - NINETY EIGHT REGENCY ELITE	Z/M - SW2 COUPE
C/X - NINETY EIGHT REGENCY	Z/J - SW1 WAGON
H/N - EIGHTY EIGHT ROYALE	Z/K - SL1 SEDAN
H/Y - EIGHTY EIGHT ROYALE LS	Z/L - SW2 WAGON
M/F - ACHIEVA SL & SC	GM OF CANADA
M/L - ACHIEVA S	M/R - FIREFLY
W/H - CUTLASS SUPREME S	
W/T - CUTLASS SUPREME CONV.	

6 BODY STYLE (GM STYLE)

- | | |
|---|--|
| 1 | TWO-DOOR COUPE (27, 37, 47, 57, 97) |
| 2 | TWO-DOOR HATCHBACK/LIFTBACK (07, 08, 77, 87) |
| 3 | TWO-DOOR CONVERTIBLE (67) |
| 4 | TWO-DOOR STATION WAGON (15) |
| 5 | FOUR-DOOR SEDAN (19, 69) |
| 6 | FOUR-DOOR HATCHBACK/LIFTBACK (29, 68) |
| 8 | FOUR-DOOR STATION WAGON (35) |

7 RESTRAINT CODES

- | | |
|---|--|
| 1 | ACTIVE (MANUAL) BELTS |
| 2 | ACTIVE (MANUAL) BELTS W/DRIVER & PASSENGER INFLATABLE RESTRAINT SYSTEM |
| 3 | ACTIVE (MANUAL) BELTS W/DRIVER INFLATABLE RESTRAINT SYSTEM (FOR GEO PRIZM: ACTIVE (MANUAL) BELTS W/DRIVER & PASSENGER INFLATABLE RESTRAINT SYSTEM) |
| 4 | PASSIVE (AUTOMATIC) BELTS |
| 5 | PASSIVE (AUTOMATIC) BELTS W/DRIVER INFLATABLE RESTRAINT SYSTEM |
| 6 | PASSIVE (AUTOMATIC) BELTS W/DRIVER & PASSENGER INFLATABLE RESTRAINT SYSTEM |

8 ENGINE TYPE

CODE	ENG. OPT.	DISP.	CYL.	FUEL* SYSTEM	DIV. USAGE	PROD. IN*
A	L60	2.3L	L4	MFI	1,2,3	U
B	L26	4.9L	V8	MFI	6	U
D	LD2	2.3L	L4	MFI	2,3	U
H	LE4	2.0L	L4	MFI	2	B
J	LT5	5.7L	V8	MFI	1	U
L	L27	3.8L	V6	MFI	2,3,4	U
M	L82	3.1L	V6	MFI	1,2,3,4	U
P	LT1	5.7L	V8	MFI	1,2,4,6	U
S	L32	3.4L	V6	MFI	1,2	U
T	LHO	3.1L	V6	MFI	1,2	M,C,U
W	L99	4.3L	V8	MFI	1	U
X	LQ1	3.4L	V6	MFI	1,2,3	C
Y	LD8	4.6L	V8	MFI	6	U
1	L67	3.8L	V6	MFI	2,3,4	U
3	L40	2.3L	L4	MFI	2,3,4	U
4	LN2	2.2L	L4	MFI	1,3,4	U
6	LP2	1.0L	L3	TBI	1	J
6	L01	1.6L	L4	MFI	1,7	J
7	LL0	1.9L	L4	MFI	8	U
8	LV6	1.8L	L4	MFI	1,7	J
8	L72	1.3L	L4	MFI	7	J
8	LK0	1.9L	L4	TBI	8	U
8	L37	4.6L	V8	MFI	6	U

*LEGEND

- U = U.S. J = JAPAN MFI = MULTIPOINT FUEL INJECTION
C = CANADA B = BRAZIL TBI = THROTTLE BODY INJECTION
M = MEXICO

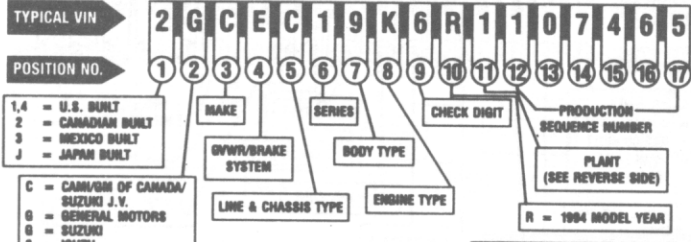
11 PLANT

B BALTIMORE (T&B) MD	K KOSAI JAPAN	Y WILMINGTON DE	1 OSHAWA #2 OH	7 LORDSTOWN OH
C LANSING (B) MI	K LINDEN (T&B) NJ	Z FREMONT CA	2 MORAIN (T&B) OH	7 FUJISAWA JAPAN
D DORAVILLE GA	M LANSING (A) MI	Z SPRING HILL TN	2 STE THERESE PO	8 SHREVEPORT LA
E PONTIAC EAST (T&B) MI	M MEXICO CITY MEXICO	Z FORT WAYNE IN	3 DETROIT (T&B) MI	
F FAIRFAX II KS	R ARLINGTON TX	8 PONTIAC WEST (T&B) MI	3 KAWASAKI JAPAN	8 TILLSONBURG ON
F FLINT (T&B) MI	S RAMOS ARIZPE MEXICO		4 ORION MI	8 OSHAWA #1 ON
H FLINT MI	T HARRYTOWN NY		8 BOWLING GREEN KY	
H JAMESVILLE (T&B) WI	M HAMTRAMCK MI	1 OSHAWA (T&B) ON	8 INGERSOLL ON	
	W WATA JAPAN	1 WENTZVILLE MO	8 OKLAHOMA CITY OK	

The information shown is correct at time of printing, but may be changed during model year.



1994 LIGHT DUTY TRUCK, MULTIPURPOSE PASSENGER VEHICLE (MPV) AND INCOMPLETE VEHICLE VIN SYSTEM



3 MAKE

A	CHEV BUS*
B	CHEV INCOMPLETE
C	CHEV TRUCK
D	GMC INCOMPLETE
E	CADILLAC INCOMPLETE
H	OLDSMOBILE MPV
J	GMC BUS*
K	GMC MPV
L	BUICK INCOMPLETE
M	PONTIAC MPV
N	CHEV MPV
T	GMC TRUCK

*VAN WITH 4TH SEAT

4 GVWR BRAKE SYSTEM

CODE	GVWR RANGE (IN POUNDS)	BRAKE SYSTEM
B	3001 - 4000	HYD
C	4001 - 5000	HYD
D	5001 - 6000	HYD
E	6001 - 7000	HYD
F**	7001 - 8000	HYD
G	8001 - 9000	HYD
H	9001 - 10000	HYD
J	10001 - 14000	HYD
K	14001 - 16000	HYD

*BUICK & CHEV. COMMERCIAL BODY/CHASSIS
**CADILLAC COMMERCIAL BODY/CHASSIS-RWD FUNERAL COACH

5 LINE & CHASSIS TYPE

B	SPECIAL BODY (BUICK OR CHEVROLET) 4 x 2
C	CONVENTIONAL CAB GMT400* 4 x 2
D	MILITARY TRUCK 4 x 4
E	COMPACT CAB* 4 x 2
G	VAN** 4 x 2
N	CHASSIS CUTAWAY/SPECIAL BODY FROM CAD. PASS CAR (RWD) 4 x 2
J	COMPACT CAB 4 x 4
K	CONVENTIONAL CAB GMT 400* 4 x 4
L	SMALL VAN** 4 x 4
M	SMALL VAN** 4 x 2
P	FORWARD CONTROL 4 x 2
S	SMALL CONVENTIONAL CAB* 4 x 2
T	SMALL CONVENTIONAL CAB* 4 x 4
U	ALL PURPOSE VEHICLE (APV) 4 x 2

*INCLUDING BLAZER, JIMMY, SUBURBAN, BRAVADA AND YUKON
**CHEVY VAN, SPORT VAN AND ASTRO
GMC VANDURA, RALLY AND SAFARI

6 SERIES

0	ALL PURPOSE VEHICLE
1	1/2 TON
2	3/4 TON
3	1 TON
9	SPECIAL CADILLAC, BUICK & CHEVROLET COMMERCIAL BODY/CHASSIS

7 BODY TYPE

0	CHASSIS ONLY
1	CADILLAC, BUICK & CHEVROLET COMMERCIAL BODY/CHASSIS
2	FORWARD CONTROL
3	FOUR DOOR CAB/UTILITY
4	TWO DOOR CAB
5	VAN
6	ALL PURPOSE VEHICLE
7	MOTOR HOME CHASSIS
8	TWO-DOOR UTILITY
9	EXTENDED CAB/VAN

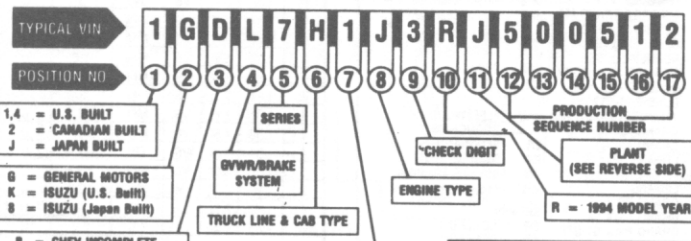
*INCLUDES GMC MAGNAN AND CHOPPED VAN

8 ENGINE TYPE

CODE	D	F	G	H	K	L	N	P	P	S	U	W	Y	Z	4	0
ENGINE OPTION	LG6	L65	LD2	L03	L05	L27	L19	L49	LT1	L56	L55	L35	L57	L84	LN2	L01
DISPL. (L)	3.1	6.5T	2.3	5.0	5.7	3.8	7.4	6.5	5.7	6.5T	1.6	4.3	6.5	4.3	2.2	1.6
CYLINDERS	V6	V8	L4	V8	V8	V6	V8	V8	V8	V8	L4	V6	V8	V6	L4	L4
FUEL SYSTEM*	TBI	DSL	MFI	TBI	TBI	MFI	TBI	DSL	MFI	DSL	TBI	CPI	DSL	TBI	MFI	MFI
MAKE USAGE	C,1,2,3	C,T	2,3	C,T	C,T	1,2,3,4	C,T	C,T	B,E,L	C,T	C	C,H,T	C,T	C,H,T	C,T	N
PRODUCED IN*	U,C,M	U	U	U	U	U	U	U	U	U	U	U	U	U	U	U

*LEGEND: U = U.S., C = CANADA, M = MEXICO, J = JAPAN, X = ENGINE DELETE, DSL = DIESEL
TBI = THROTTLE BODY INJECTION, MFI = MULTIPORT FUEL INJECTION, CPI = CENTRAL PORT INJECTION, T = TURBO

1994 MEDIUM DUTY TRUCK AND INCOMPLETE VEHICLE VIN SYSTEM



4 GVWR BRAKE SYSTEM

CODE	GVWR RANGE (IN POUNDS)	BRAKE SYST.
A	9,001-10,000	HYD
B	10,001-14,000	HYD
C	14,001-16,000	HYD
D	14,001-16,000	AIR
E	16,001-19,500	HYD
F	16,001-19,500	AIR
G	19,501-23,500	HYD
H	19,501-23,500	AIR
J	23,501-26,000	HYD
K	23,501-26,000	AIR
L	26,001-33,000	HYD
M	26,001-33,000	AIR
N	33,001-40,500	HYD
P	33,001-40,500	AIR
R	40,501-48,500	HYD
S	40,501-48,500	AIR
T	48,501-58,000	AIR
X	GLIDER KIT	-

5 SERIES

4	4000 SERIES (W4)
5	5000 SERIES (CS/W5)
6	6000 SERIES (C6/P6/W6)
7	7000 SERIES (B7/C7/D7/W7)

6 TRUCK LINE & CAB TYPE (MODEL)

A	76.2" BBC TILT STEEL MEDIUM (W7/W6)
B	67.6"/68.0" BBC TILT STEEL MEDIUM (W4/W5)
H	104" BBC CONV. (C)
P	CHASSIS ONLY (D7)
S	CHASSIS ONLY (P6)
T	BUS CHASSIS (B7)

BBC = BUMPER TO BACK OF CAB

7 CHASSIS TYPE

0	GLIDER KIT
1	4 X 2
4	6 X 4

8 ENGINE TYPE

A	GM 5.7L TBI GASOLINE (L05)
J	CAT 6.6L 3116 DIESEL (LX0)
K	ISUZU 3.9L 4 CYLINDER 4B2TC DIESEL
M	GM 7.0L V8 TBI GASOLINE (LRO)
P	GM 6.0L TBI V8 GASOLINE (LS0)
U	ISUZU 6.5L 6BG1 DIESEL
X	GLIDER KIT LESS ENGINE