




# 1996 PASSENGER CAR VIN SYSTEM

TYPICAL VIN

POSITION NO.



- 1,4 = U.S. BUILT
- 2 = CANADIAN BUILT
- 3 = MEXICO BUILT
- J = JAPAN BUILT

- G = GENERAL MOTORS, GENASYS L.C.
- Y = HUMMER
- C = CAMI
- B = ISUZU

MAKE CARLINE/SERIES

## 3 MAKE

- 1 - CHEVROLET
- 2 - PONTIAC
- 3 - OLDSMOBILE TOYOTA (4G3)
- 4 - BUICK
- 5 - PONTIAC INCOMPLETE
- 6 - CADILLAC
- 7 - GM OF CANADA
- 8 - SATURN

## 4-5 CARLINE/SERIES

- |  |                                     |
|--|-------------------------------------|
| <b>CHEVROLET</b>                                 | <b>BUICK</b>                        |
| B/L - CAPRICE CLASSIC, CLASSIC WAGON & IMPALA SS | A/G - CENTURY SPECIAL SEDAN & WAGON |
| F/P - CAMARO SPORT COUPE & CONV.                 | B/N - ROADMASTER                    |
| J/C - CAVALIER                                   | B/R - ROADMASTER ESTATE WAGON       |
| J/F - CAVALIER Z24, LS & CONV.                   | B/T - ROADMASTER LIMITED            |
| J/G - TOYOTA (SEDAN)                             | C/U - PARK AVENUE-ULTRA             |
| J/H - TOYOTA (COUPE & SEDAN)                     | C/W - PARK AVENUE                   |
| L/D - CORSICA                                    | G/D - RIVIERA                       |
| L/V - BERETTA                                    | H/P - LE SABRE CUSTOM               |
| L/W - BERETTA Z26                                | H/R - LE SABRE LIMITED              |
| M/R - GEO METRO & METRO LSI                      | N/J - SKYLARK                       |
| S/K - GEO PRIZM                                  | W/B - REGAL CUSTOM                  |
| W/L - LUMINA (SEDAN)                             | W/D - REGAL LIMITED                 |
| W/M - LUMINA LS                                  | W/F - REGAL GRAN SPORT              |
| W/W - MONTE CARLO LS                             | <b>CADILLAC</b>                     |
| W/X - MONTE CARLO Z34                            | D/W - FLEETWOOD                     |
| Y/Y - CORVETTE & CONV.                           | E/L - ELDORADO                      |
|  | E/T - ELDORADO TOURING              |
|  | K/D - DEVILLE                       |
| <b>PONTIAC</b>                                   | K/F - CONCOURS                      |
| F/S - FIREBIRD & CONV.                           | K/S - SEVILLE                       |
| F/V - FORMULA/TRANS AM & CONV.                   | K/Y - SEVILLE TOURING               |
| H/X - BONNEVILLE SE                              | <b>SATURN</b>                       |
| H/Z - BONNEVILLE SSE/SSEI                        | Z/E - SC1 COUPE                     |
| J/B - SUNFIRE SE & CONV.                         | Z/F - SC1 COUPE                     |
| J/D - SUNFIRE GT                                 | - SL SEDAN                          |
| M/E - GRAND AM SE                                | Z/G - SC2 SEDAN                     |
| M/W - GRAND AM GT                                | - SW1 WAGON                         |
| W/J - GRAND PRIX SE                              | - SL1 SEDAN                         |
| W/M - GRAND PRIX                                 | Z/H - SC2 COUPE                     |
|  | - SW1 WAGON                         |
| <b>OLDSMOBILE</b>                                | - SL1 SEDAN                         |
| A/J - CUTLASS CIERA SL & WAGON                   | Z/J - SW2 WAGON                     |
| C/X - NINETY EIGHT REGENCY ELITE                 | - SL2 SEDAN                         |
| G/R - AURORA                                     | Z/K - SW2 WAGON                     |
| H/N - EIGHTY EIGHT & LS                          | - SL2 SEDAN                         |
| H/Y - LSS  | <b>GM OF CANADA</b>                 |
| M/L - ACHIEVA SL & SC                            | M/R - FIREFLY                       |
| W/H - CUTLASS SUPREME SL                         |                                     |

## 6 BODY STYLE (GM STYLE)

- 1 TWO-DOOR COUPE (27, 37, 47, 57)
- 2 TWO-DOOR (07, 08, 77, 87)
- 3 TWO-DOOR CONVERTIBLE (67)
- 4 TWO-DOOR STATION WAGON (15)
- 5 FOUR-DOOR SEDAN (19, 69)
- 6 FOUR-DOOR (29, 68)
- 8 FOUR-DOOR STATION WAGON (35)

## 7 RESTRAINT CODES

- 1 ACTIVE (MANUAL) BELTS
- 2 ACTIVE (MANUAL) BELTS W/DRIVER & PASSENGER INFLATABLE RESTRAINT SYSTEM
- 3 ACTIVE (MANUAL) BELTS W/DRIVER INFLATABLE RESTRAINT SYSTEM
- 4 PASSIVE (AUTOMATIC) BELTS
- 5 PASSIVE (AUTOMATIC) BELTS W/DRIVER INFLATABLE RESTRAINT SYSTEM
- 6 PASSIVE (AUTOMATIC) BELTS W/DRIVER & PASSENGER INFLATABLE RESTRAINT SYSTEM
- 7 ACTIVE (MANUAL) BELT DRIVER AND PASSIVE (AUTOMATIC) BELT PASSENGER W/DRIVER & PASSENGER INFLATABLE RESTRAINT SYSTEM

## 8 ENGINE TYPE

CODE	ENG. OPT.	DISP.	CYL.	FUEL* SYSTEM	DN. USAGE	PROD. IN*
C	L47	4.0L	V8	MFI	3	U
K	L36	3.8L	V6	MFI	1,2,3,4	U
M	L82	3.1L	V6	MFI	1,2,3,4	U,C
P	LT1	5.7L	V8	MFI	1,2,4,6	U
T	LD9	2.4L	L4	MFI	1,2,3,4,BJ	U
W	L99	4.3L	V8	MFI	1	U
X	LQ1	3.4L	V6	MFI	1,2,3	C
Y	LD8	4.6L	V8	MFI	6	U
1	L67	3.8L	V6	MFI	2,3,4	U
4	LN2	2.2L	L4	MFI	1,2,3,4	U
5	LT4	5.7L	V8	MFI	1	U
6	LP2	1.0L	L3	TBI	1	J
6	LO1	1.6L	L4	MFI	1,7	J
7	LL0	1.9L	L4	MFI	8	U
8	LV6	1.8L	L4	MFI	1	J
8	L24	1.9L	L4	MFI	8	U
9	L72	1.3L	L4	MFI	1,7	J
9	L37	4.6L	V8	MFI	6	U

\*LEGEND  
 U = U.S. MFI = MULTIPORT FUEL INJECTION  
 C = CANADA TBI = THROTTLE BODY INJECTION  
 J = JAPAN BJ = TOYOTA BADGED J-CAR

## 11 PLANT

B BALTIMORE (T&B)	MD	F FLINT (T&B)	MI	T TARRYTOWN	NY	1 OSHAWA #2	ON	6 OKLAHOMA CITY	OK
B LANING	MI	G SILAO	MEXICO	U HAMTRAMCK	MI	1 WENTZVILLE (T&B)	MO	7 LORDSTOWN	OH
		H FLINT	MI	Y WILMINGTON	DE	2 MORAINÉ (T&B)	OH	7 FLUKSANA	JAPAN
C LANING (GENASYS)	MI	J JAMESVILLE (T&B)	WI	Z FREMONT	CA	2 STE THERESE	PO	8 SHREVEPORT	LA
C CHARLOTTE (T&B)	MI	K LANSING (T&B)	NJ	Z SPRING HILL	TN	3 DETROIT (T&B)	MI	(T&B)	
D DORAVILLE	GA	M LANSING	MI	Z FORT WAYNE (T&B)	IN	3 KAWASAKI	JAPAN	8 TILLSONBURG	ON
E PONTIAC EAST (T&B)	MI	M TOLUCCO	MEXICO			4 ORION	MI	(CANEXPO)	
F FAIRFAX II	KS	R ARLINGTON	TX			5 BOWLING GREEN	KY	9 OSHAWA #1	ON
		S RAMOS ARIZPE	MEXICO	1 OSHAWA (T&B)	ON	6 INGERSOLL	ON		

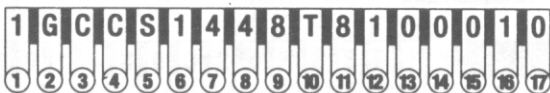
The information shown is correct at time of printing, but may be changed during model year.



# 1996 LIGHT DUTY TRUCK, MULTIPURPOSE PASSENGER VEHICLE (MVP) AND INCOMPLETE VEHICLE VIN SYSTEM

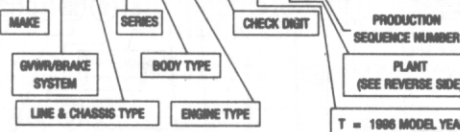
TYPICAL VIN

POSITION NO.



- 1, 4 = U.S. BUILT
- 2 = CANADIAN BUILT
- 3 = MEXICO BUILT
- J = JAPAN BUILT

- C = CAMI
- G = GENERAL MOTORS
- S = SPARTAN MOTORS
- B = ISUZU



## 3 MAKE

- A - CHEV BUS \*
- B - CHEV INCOMPLETE
- C - CHEV TRUCK
- D - GMC INCOMPLETE
- E - CADILLAC INCOMPLETE
- H - OLDSMOBILE MPV
- J - GMC BUS \*
- K - GMC MPV
- L - BUICK INCOMPLETE
- M - PONTIAC MPV
- N - CHEV MPV
- T - GMC TRUCK
- B - SPARTAN MOTOR HOME
- \* VAN WITH 4TH SEAT

## 4 GVWR/BRAKE SYSTEM

CODE	GVWR RANGE (LB POUNDS)	BRAKE SYSTEM
B	3001 - 4000	HYD
C	4001 - 5000	HYD
D*	5001 - 6000	HYD
E	6001 - 7000	HYD
F**	7001 - 8000	HYD
G	8001 - 9000	HYD
H	9001 - 10000	HYD
J	10001 - 14000	HYD
K	14001 - 16000	HYD
L	16001 - 19500	HYD
M	19501 - 26000	AIR/HYD
N	19501 - 26000	AIR

\* BUICK & CHEVROLET COMMERCIAL BODY/CHASSIS  
\*\* CADILLAC COMMERCIAL BODY/CHASSIS -RWD FURNAL COACH

## 5 LINE & CHASSIS TYPE

- B - SPECIAL BODY (BUICK OR CHEVROLET) 4 x 2
- C - CONVENTIONAL CAB GMT400 \* 4 x 2
- D - MILITARY TRUCK 4 x 2
- E - COMPACT CAB \* 4 x 2
- G - VAN \*\* 4 x 2
- H - CHASSIS CUTAWAY/SPECIAL BODY FROM CAD. PASS CAR (RWD) 4 x 2
- J - COMPACT CAB 4 x 2
- K - CONVENTIONAL CAB GMT 400 \* 4 x 4
- L - SMALL VAN \*\* 4 x 4
- M - SMALL VAN \*\* 4 x 2
- P - FORWARD CONTROL 4 x 2
- S - SMALL CONVENTIONAL CAB \* 4 x 2
- T - SMALL CONVENTIONAL CAB \* 4 x 4
- U - ALL PURPOSE VEHICLE (APV) 4 x 2

\* INCLUDING BLAZER, JIMMY, SUBURBAN, TRUCK, YUKON AND BRANDVA  
\*\* CHEVY VAN, SPORT VAN AND ASTRO  
GMC WANDA, RALLY AND SAVARI

## 6 SERIES

- 0 - ALL PURPOSE VEHICLE
- 1 - 1/2 TON
- 2 - 3/4 TON
- 3 - 1 TON
- 4 - REAR ENGINE CHASSIS
- 9 - SPECIAL CADILLAC, BUICK & CHEVROLET COMMERCIAL BODY/CHASSIS

## 7 BODY TYPE

- 0 - CHASSIS ONLY
- 0 - CADILLAC, BUICK & CHEVROLET COMMERCIAL BODY/CHASSIS
- 1 - HI-CUBE AND CUTAWAY VAN \*
- 2 - FORWARD CONTROL
- 3 - FOUR-DOOR CAB/UTILITY
- 4 - TWO-DOOR CAB
- 5 - VAN
- 6 - ALL PURPOSE VEHICLE
- 8 - SUBURBAN
- 7 - MOTOR HOME CHASSIS
- 8 - TWO-DOOR UTILITY
- 9 - EXTENDED CAB/VAN

\* INCLUDES GMC MAGNANAM AND CHOPPED VAN

## 8 ENGINE TYPE

CODE	E	F	J	K	M	N	P*	R	S	W	X	Y	4	6
ENGINE OPTION	LA1	L65	L29	L05	L30	L19	L71	L31	L58	L35	LF6	L57	LN2	LO1
DISPL. (L)	3.4	6.5T	7.4	5.7	5.0	7.4	5.7	5.7	6.5T	4.3	4.3	6.5	2.2	1.6
CYLINDERS	V6	V6	V6	V6	V6	V6	V6	V6	V6	V6	V6	V6	V6	L4
FUEL SYSTEM **	MFI	DSL	MFI	TBI	CPI	TBI	MFI	CPI	DSL	CPI	CPI	DSL	MFI	MFI
PRODUCED IN **	U	U	U	U	U	U	U	U	U	U	U	U	U	J

\* LT1: USED ONLY IN BUICK, CHEVROLET & CADILLAC PASSENGER CAR - DERIVED INCOMPLETE VEHICLES.  
\*\* LEGEND: U = U.S., J = JAPAN, X = ENGINE DELETE, DSL = DIESEL  
TBI = THROTTLE BODY INJECTION, MFI = MULTIPORT FUEL INJECTION, CPI = CENTRAL PORT INJECTION, T = TURBO

# 1996 MEDIUM DUTY TRUCK AND INCOMPLETE VEHICLE VIN SYSTEM

TYPICAL VIN

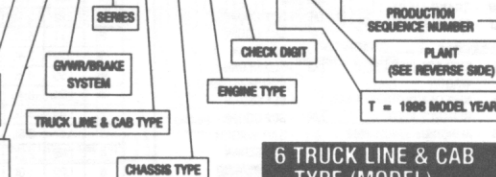
POSITION NO.



- 1, 4 = U.S. BUILT
- 2 = CANADIAN BUILT
- J = JAPAN BUILT

- G = GENERAL MOTORS
- K = ISUZU (U.S. Built)
- S = ISUZU (Japan Built)

- B = CHEV INCOMPLETE
- C = CHEV TRUCK
- D = GMC INCOMPLETE
- T = GMC TRUCK



## 4 GVWR/BRAKE SYSTEM

CODE	GVWR RANGE (LB POUNDS)	BRAKE SYST.
A	9001 - 10,000	HYD
B	10,001 - 14,000	HYD
C	14,001 - 16,000	HYD
D	14,001 - 16,000	AIR
E	16,001 - 19,500	HYD
F	16,001 - 19,500	AIR
G	19,501 - 23,500	HYD
N	19,501 - 23,500	AIR
J	23,501 - 26,000	HYD
K	23,501 - 26,000	AIR
L	26,001 - 33,000	HYD
M	26,001 - 33,000	AIR
N	33,001 - 40,500	HYD
P	33,001 - 40,500	AIR
R	40,501 - 48,500	HYD
S	40,501 - 48,500	AIR
T	48,501 - 58,000	AIR
V	58,001 - 69,500	AIR
X	GLIDER KIT	—

## 5 SERIES

- 4 - 4500 SERIES (N4)
- 5 - 5000 SERIES (C5/W5)
- 6 - 6000 SERIES (C6/P6/W6)
- 7 - 7000 SERIES (B7/C7/D7/N7)

## 7 CHASSIS TYPE

- 0 - GLIDER KIT
- 1 - 4 X 2
- 4 - 6 X 4

## 6 TRUCK LINE & CAB TYPE (MODEL)

- A - 76.2" BBC TLT STEEL MEDIUM (N7/W6)
- B - 67.9" BBC TLT STEEL MEDIUM (M4/W5)
- D - MEDIUM DUTY CREW CAB 4-DR SE0 (E7)
- H - 104" BBC CONV. (C)
- P - CHASSIS ONLY (D7)
- S - CHASSIS ONLY (P6S)
- T - BUS CHASSIS (B7)

BBC = BUMPER TO BACK OF CAB

## 8 ENGINE TYPE

- A - GM 5.7L V8 CPI GASOLINE (L31)
- J - CAT 6.0L 3116 DIESEL (LJ0)
- K - ISUZU 3.9L 4 CYLINDER 4B202TC DIESEL
- M - GM 7.0L V8 TBI GASOLINE (L80)
- P - GM 6.0L V8 TBI GASOLINE (L50)
- X - GLIDER KIT LESS ENGINE
- 2 - ISUZU 7.1L 6HE1TC DIESEL (LH4)